

PROJECT:

SCHEDULE:

DATE:


PREPARE BY:

NOTES:

BAEM Emergency Battery

FEATURES

- Meets Standards CSA C22.2 NO141 and UL924
- External LiFeP04 Battery
- Battery Protections: over charge protection, over discharge protection, short circuit protection
- Indicator shows a variety working modes
- Battery meets 2,000 cycles of standard CH & standard DCH
- RoHS compliant
- Emergency 1.5-hours



SPECIFICATIONS

Universal Input Voltage	100-347Vac , 50/60Hz
AC Input Current	100mA Max
AC Input Power Rating	7.0W Max
Output Current & Voltage	78-222mA 90-260Vdc
Output Power	20W
Emergency Time	1.5-hours
Test Switch Indicator Light	Illuminated Test Switch, Indicator Light
Battery Charging Current	<250mA
Battery	LiFeP04 battery 12.8V/3000mA
Charging Time	24 Hours
Temperature Rating (Ambient)	41°F ~ 144°F (5°C ~60°C)
Dimensions	7.40" x 1.50" x 1.14" (188 x 38 x 29mm)
Warranty	5Years

OPERATION

AC power is present, the LED load from the LED driver is normal power supply, AC LED driver output current can not exceed 4A, the emergency driver is charging in a standby mode, the red LED light on to indicate that it is charging.

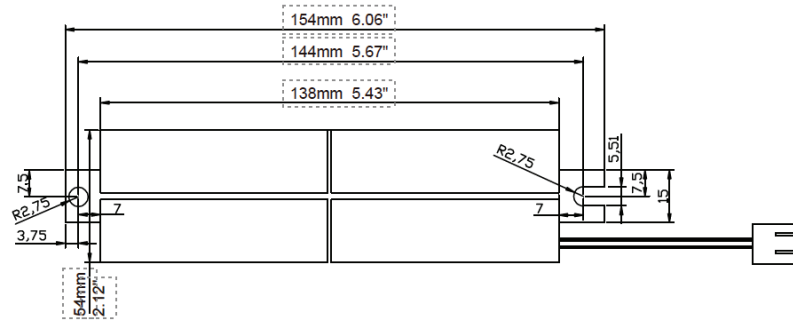
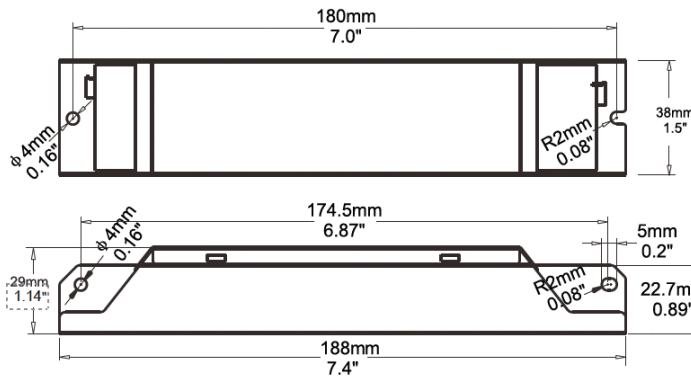
Emergency Operation:

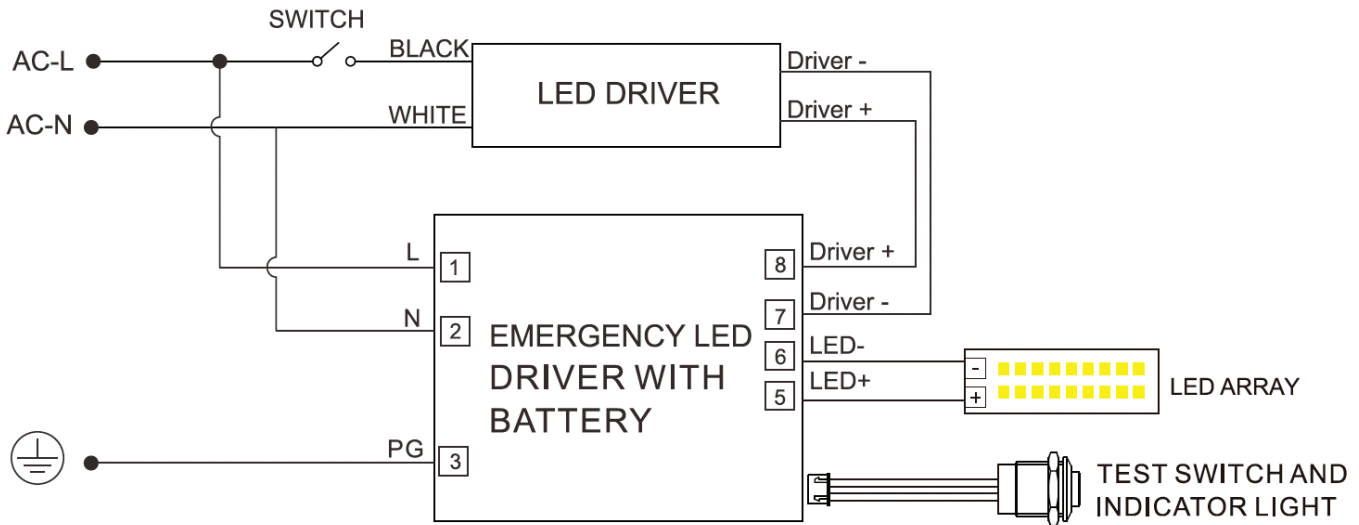
When the AC power goes out, the emergency driver detects the AC power outage and automatically switch to the working emergency mode. The red LED light off. When the AC power is restored, the emergency driver backs to AC power working and starts re-charging, the red LED light on.

DIMENSIONS

Case 7.4"x1.5"x1.14"(mounting center-7.0")

Battery 6.06"x2.12"(mounting center-5.67")



WIRING DIAGRAM

1. DO NOT MATE CONNECTOR UNTIL INSTALLATION IS COMPLETE AND AC POWER IS SUPPLIED.
2. TEST ACCESSORY LEADS-OBSERVE PROPER POLARITY WIRING.
3. DURING EMERGENCY MODE, PRESS TEST SWITCH TWICE TO CUT OFF THE EMERGENCY.

IMPORTANT SAFEGUARDS

When using electrical equipment, basic safety precautions should always be followed including the following:

READ & FOLLOW ALL SAFETY INSTRUCTIONS

- IMPORTANT: Customers are advised to charge emergency LED driver 24 hours every 6 months during storage.
- IMPORTANT: Lighting fixture manufacturers, electricians, and end-users need to ensure product system compatibility test before using and final installation.
- Risk of fire or electric shock. Luminaire wiring and electrical parts may be damaged when drilling for installation of LED Emergency Backup. Check for enclosed wiring and components.
- Risk of fire or electric shock. This LED Emergency Backup installation requires knowledge of luminaires electrical systems. If not qualified, do not attempt installation. Contact a qualified electrician.
- Before installing, make certain the AC power to the fixture is off.
- The electrical rating of this product is 100-347Vac. Installer must confirm that there is 100-347Vac to the fixture before installation.
- To prevent electrical shock only mate until connector after installation is complete and before the AC power to the fixture is back on.
- Do not use in outdoors.
- This LED Emergency Backup unit requires an un-switched AC power source of 100-347Vac, 50/60Hz. The AC Driver must be on the same branch circuit as the LED Emergency Backup unit.
- Do not let power supply cords touch hot surfaces.
- Do not mount near gas or electric heaters.
- Do not connect battery pack connector until all other wiring is complete and AC power is on.
- The emergency LED driver is for use with grounded, UL Listed LED luminaires, shall be enclosed by the LED luminaires and bonded to the grounding of LED luminaires.
- Verify that all replacement lamp types marked on the installed luminaires are also identified a suitable for use with this emergency battery pack.
- Equipment should be mounted in locations and at heights where it is not be subjected to tampering by unauthorized personnel.
- The use of accessory equipment is not recommended by the manufacture and may cause an unsafe condition.
- Do not use this equipment for other than its intended use.
- Use with grounded, UL Listed, dry or damp location rated fixtures.